



РАБОЧАЯ ТЕТРАДЬ «ДА/НЕТ» ЧАСТЬ 2



Кругла Елена Константиновна,
учитель логопед

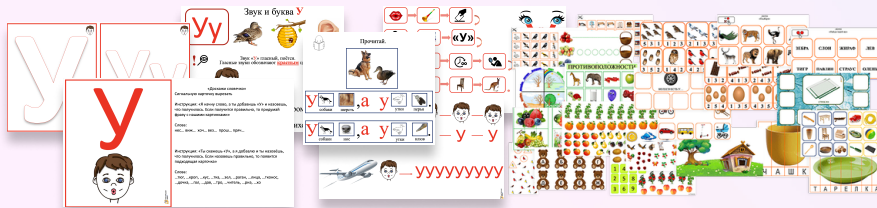
Данный материал поможет детям понять
принципы формирования ответа с
отрицанием через структуру фразы.



МАСТЕРСКАЯ ЛОГО



С другими материалами можете ознакомиться на нашем официальном сайте masterskaya-logo.ru

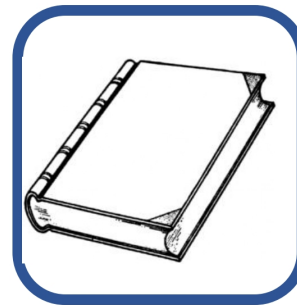



Важно! Все оплаты проекта «Мастерская лого», защищены и осуществляются только через наш сайт masterskaya-logo.ru

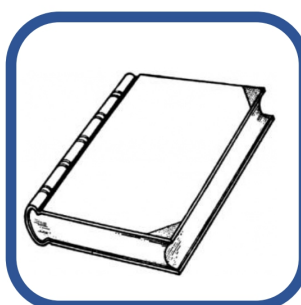

Мы не принимаем прямые переводы на карты и телефон. Остерегайтесь мошенников!





Наведите камеру телефона на qr-код и переходите по ссылке





?




,




.







?



,








?


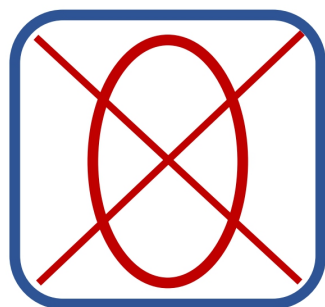


,







?



,





.





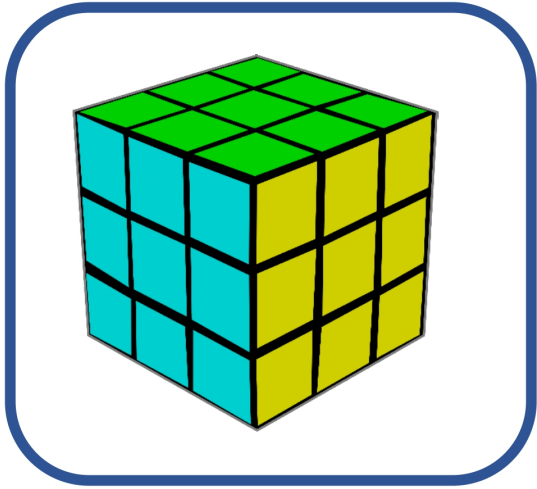
?



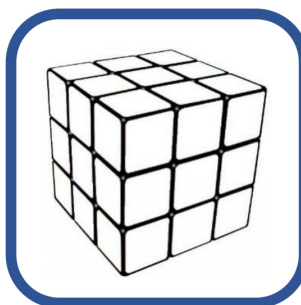

,






.



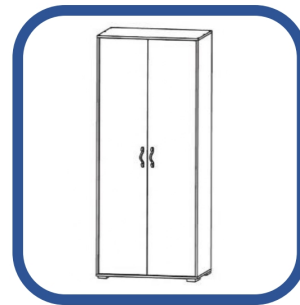

?



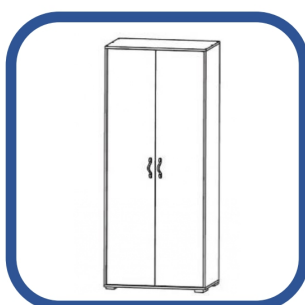
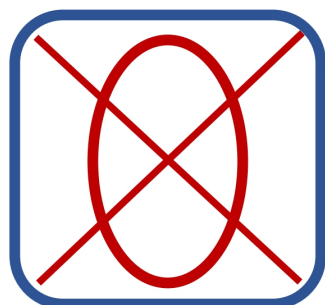
,





.





?




,




.





?





,





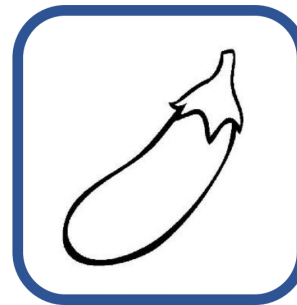




?



,







?



,



.

